

BRIDGESTONE *by Rockford*

Service Letter

BSG-0046 REVISED

SUBJECT


BS/175 POINTS AND CONDENSER

DATE 6-1-67

MODEL BS/175

Various changes to the points, condenser and generator have been made since the beginning of production of the BS 175. Below are shown the 3 types of generators. Always check the type of generator involved to be sure the correct parts are being used. The generator can be identified by matching the point type and location to one of the illustrations below. Listed with each type of generator are the parts to be used for that generator.

Shown below is an illustration of the generator with the cap removed to expose the points and condenser. This type of generator was used on all B/S 175 DT before Serial No. 16G-11760.



Replacement parts for the above generator are listed below:

PART NO.	DESCRIPTION	NO REQ'D
1703-8000	A.C. Dynamo	1
1736-8000	Breaker Cam (Double Lobe)	1
1752-8000	Left Contact Breaker Assembly	1
1753-8000	Condenser (Double Unit)	1
1757-8000	Right Contact Breaker Assembly	1
1741-8000	Timing Gear	1

RELATED PARTS

2101-8000	Crankcase Assembly	1
2114-8000	Upper Crankcase Plug	1
6811-8000-FAR	Left Side Cover	1
8603-8000	Charge Control Switch	1

All other parts are shown in the 175 Parts List.

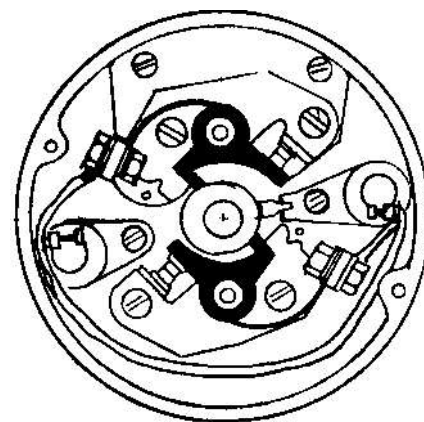
Shown below is an illustration of the generator with the cap removed to expose the points and condenser. This type of generator was used on all B/S 175 DT after Serial No. 16G-11761 up to Serial No. 16L-20757. This generator is also used on all B/S 175 HS beginning production up to Serial No. 16L-20757.

Replacement parts for the above generator are listed below:

<u>PART NO.</u>	<u>DESCRIPTION</u>	<u>NO REQ'D</u>
1703-8001	A.C. Dynamo After 16G	1
1736-8010	Breaker Cam, Single Lobe	1
1752-8000	L & R Contact Breaker	2
1756-8010	Left Condenser	1
1758-8010	Right Condenser	1

RELATED PARTS

1741-8010	Timing Gear	
1742-8010	Idle Gear	1
09075-103	Ball Bearing	2
09002-101	12 Snap Ring	1
09046-104	12 Wave Washer	1
2101-8010	Crankcase Assy	1
6811-8010-FAR	Left Cover Red	1

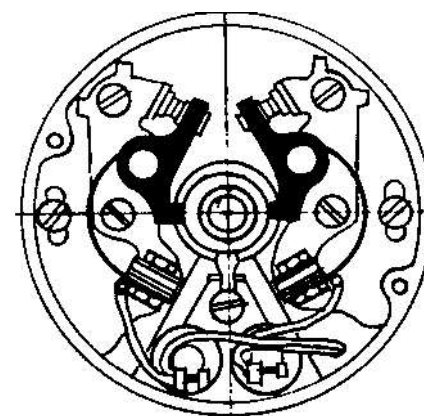


All other parts are common with previous production and are shown in 175 Parts List.

Shown below is an illustration of the generator with the cap removed to expose the points and condenser. This type of generator is used on all B/S 175 DT and B/S 175 HS after Serial No. 16L-20758.

Replacement parts are listed below:

<u>PART NO.</u>	<u>DESCRIPTION</u>	<u>NO REQ'D</u>
1703-8002	A.C. Dynamo After 16L	1
1736-8001	Breaker Cam, Single Lobe	1
1739-8001	Breaker Cover	1
1751-8001	Breaker Base	1
1752-8001	Left Contact Breaker	1
1753-8000	Condenser (Double Unit)	1
1757-8001	Right Contact Breaker	1



All other parts are common with previous production and are shown in 175 Parts List.

ROCKFORD MOTORS, INC.
ROCKFORD, ILLINOIS